



Vertical Multistage Pumps



EVS Series

High quality pumps with compact construction and high efficiency with AISI304 grade stainless steel on all water contact surfaces. Features in-line (on the same axis) inlet-outlet connections.

Fields of Use

- Pressurized water supply in residential and commercial buildings
- Garden irrigation systems
- Agricultural irrigation systems.
- Industrial applications
- Water treatment systems
- Clean water transfer

Pump Specifications

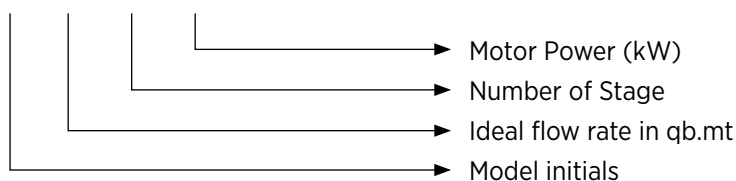
- Pump Body : AISI 304 Stainless Steel
- Impeller & Diffuser : AISI 304 Stainless Steel
- Pump Shaft : AISI 420 Stainless Steel
- Mechanical Seal : Carbon / Ceramic / EPDM

Technical Specifications

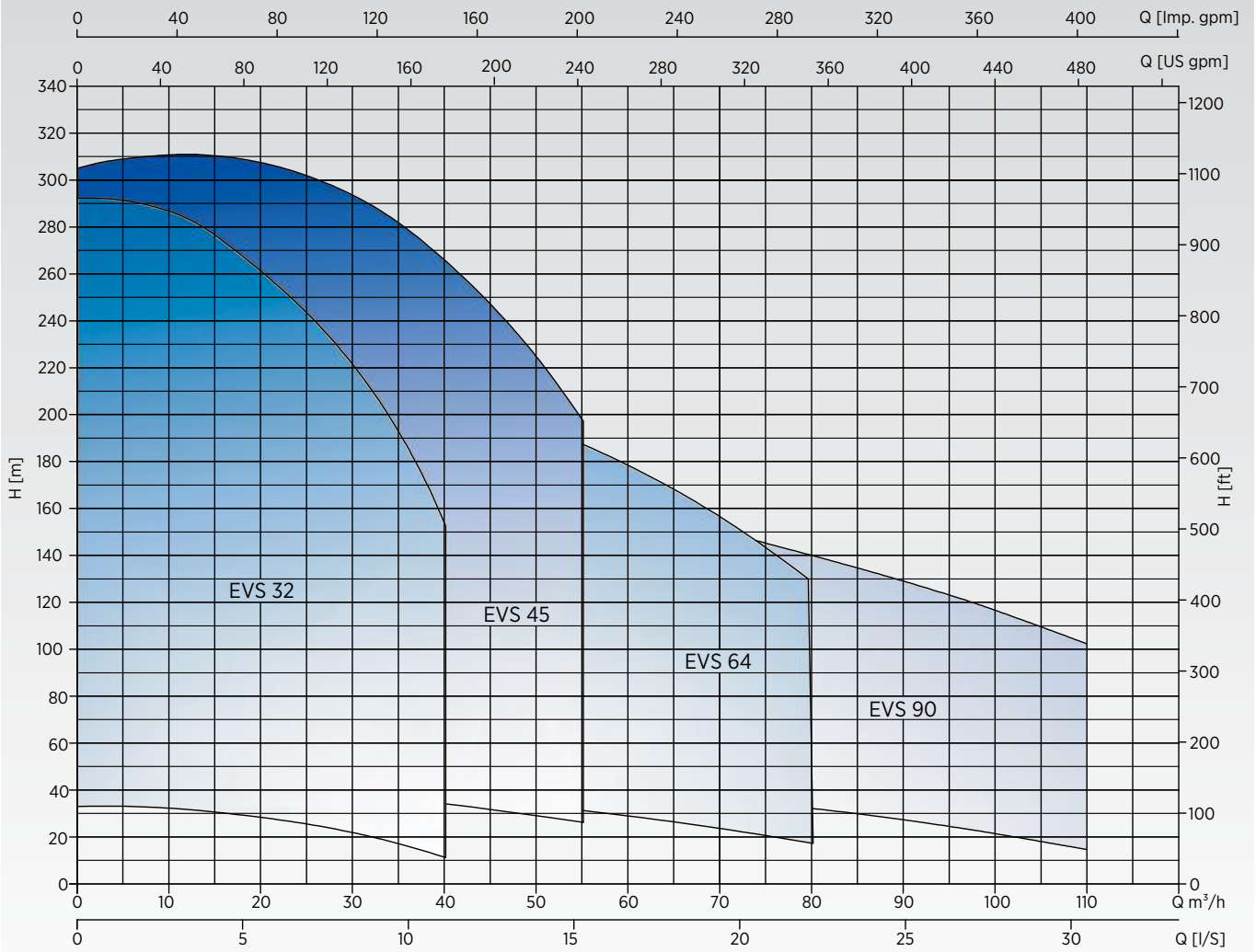
- Maximum Flow : 110 m³/h
- Maximum Pressure : 310 mwc
- Inlet-Outlet Diameter : DN80 & DN100
- Pressure Class : PN32
- Max. Ambient Temperature : 40°C
- Fluid Temperature : 0 - 100°C
- Fluid Property : Clean, solid particle-free, chemically neutral water
- Motor Speed : 2900 rpm
- Network Connection : 3*380V - 50 Hz
- Motor Power : 4 - 45 kW
- Protection Class : IP55
- Insulation Class : F

Identification Code

EVS 32 / 8 / 15

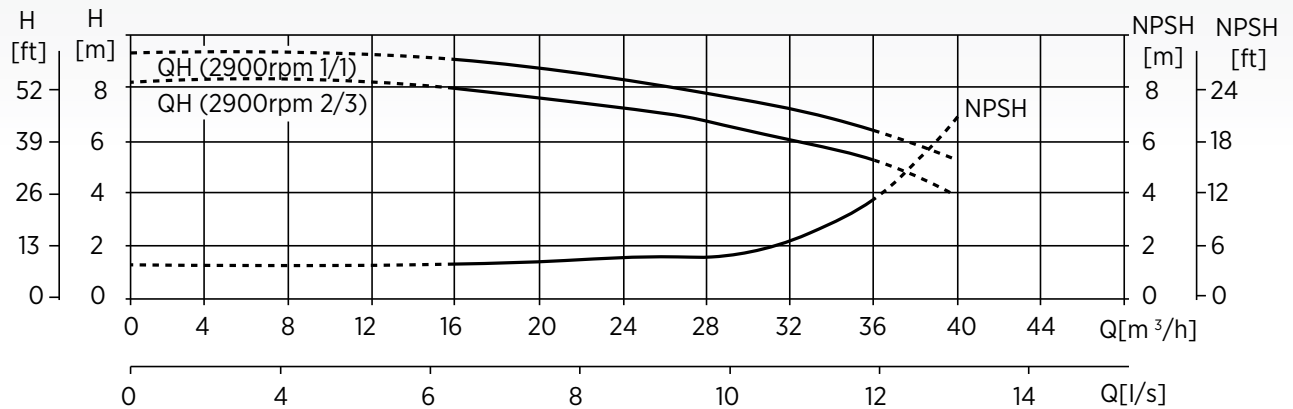
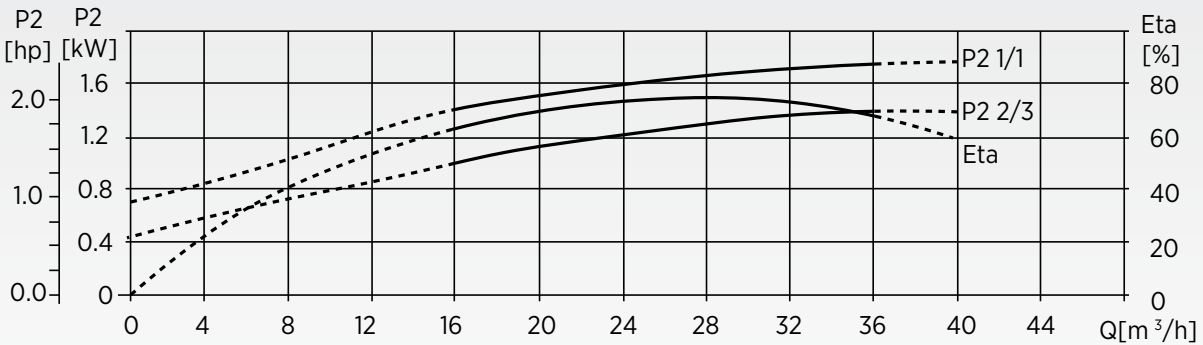
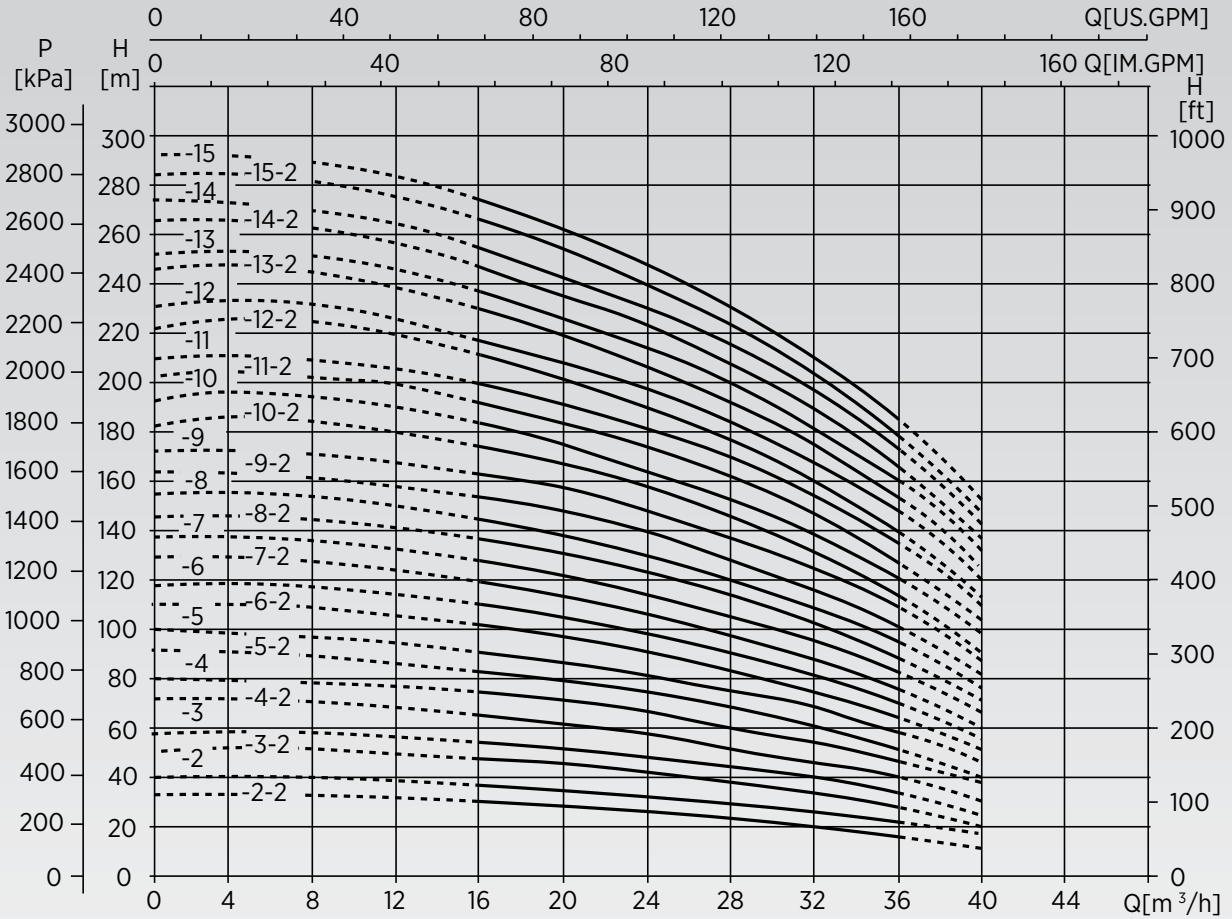


EVS Series Family Curves



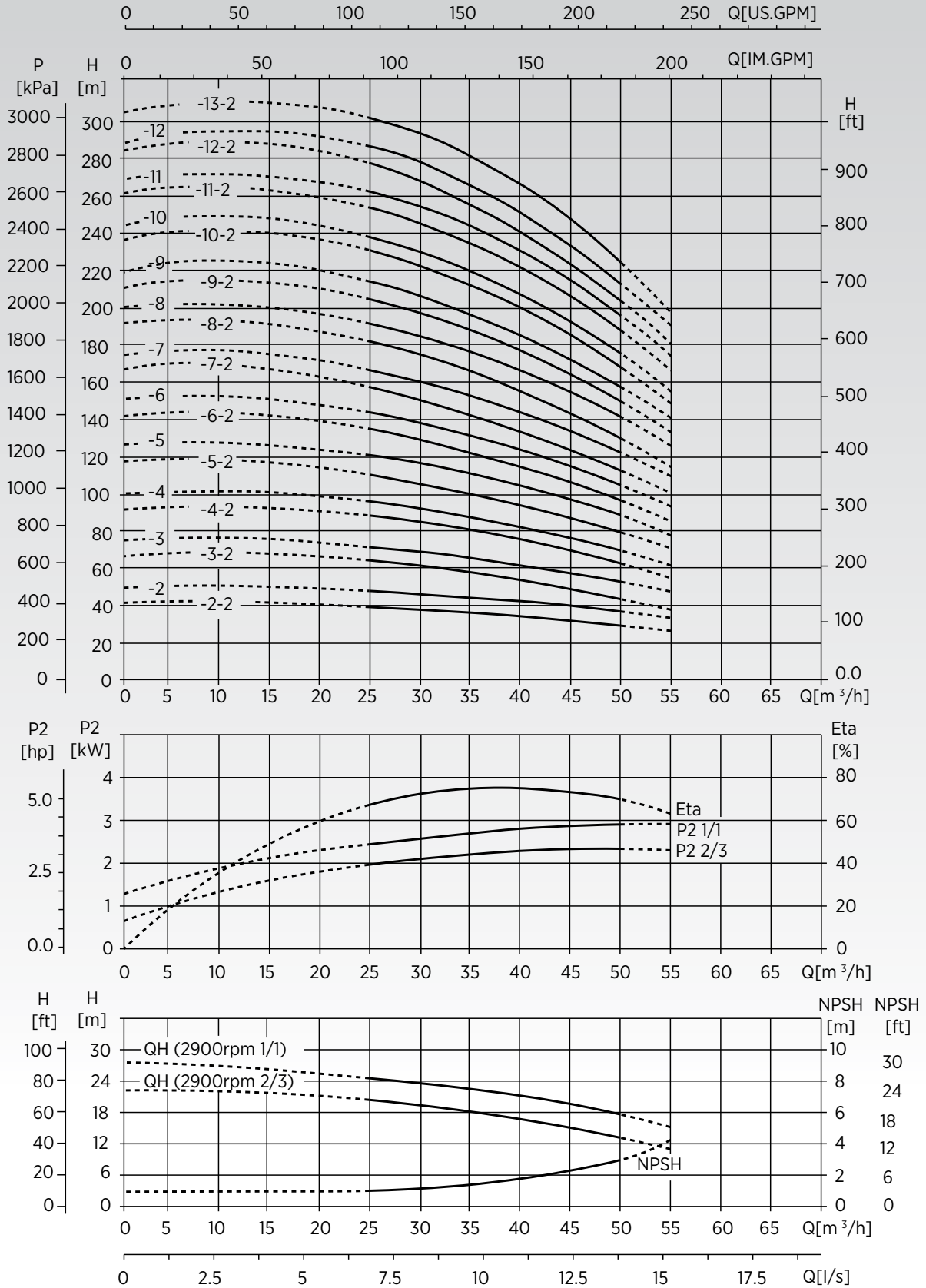


EVS 32 Series



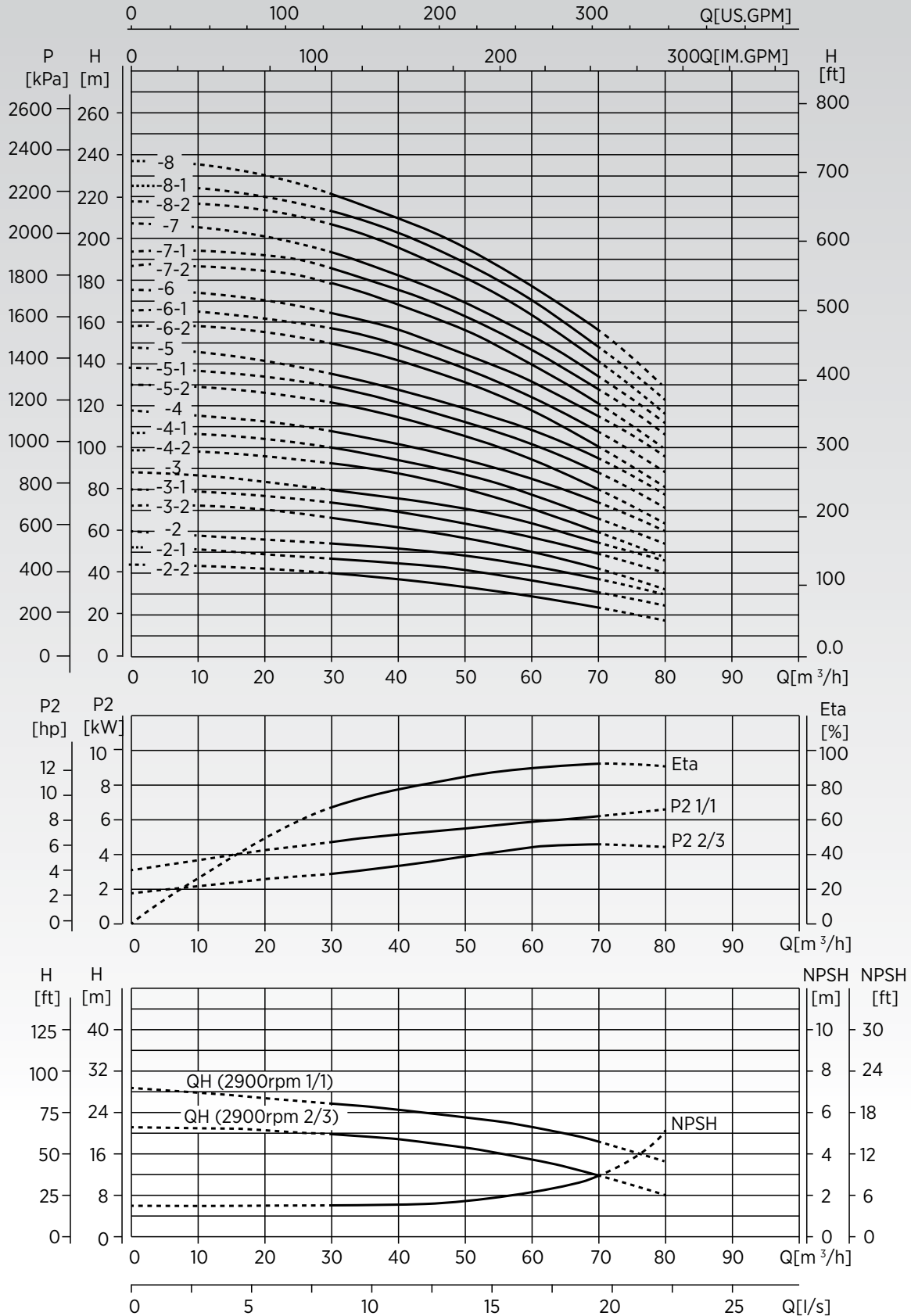
EVS Series Performance Curves

EVS 45 Series



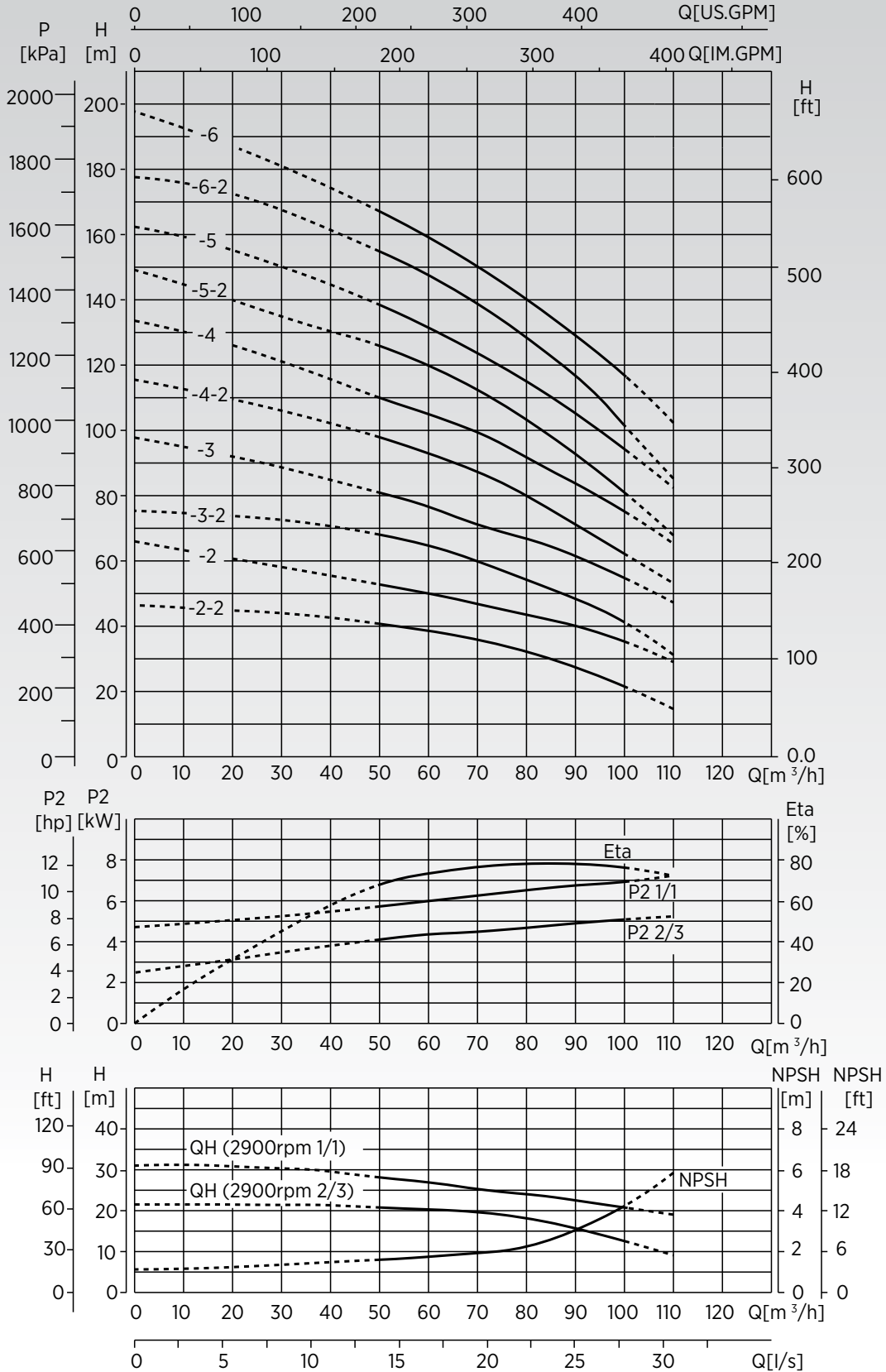


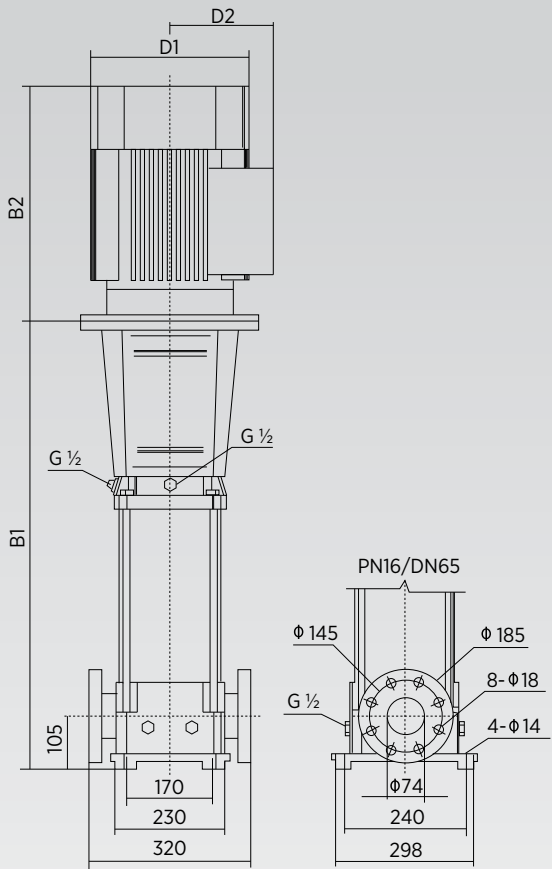
EVS 64 Series



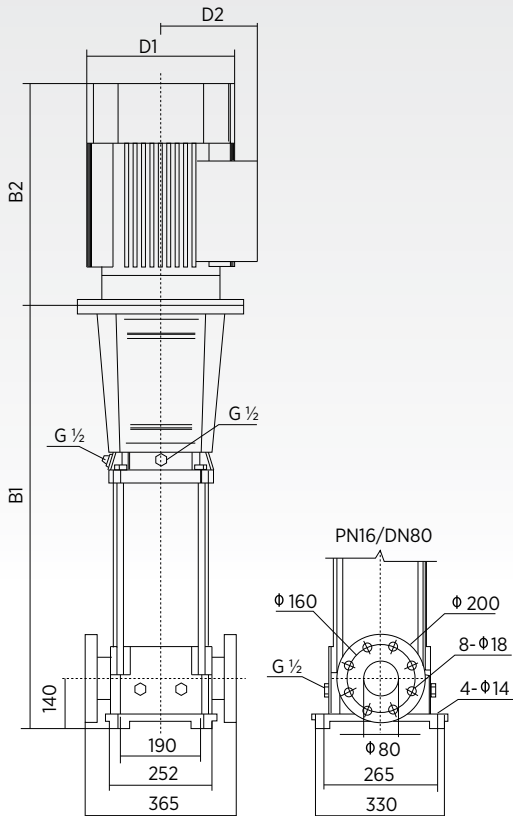
EVS Series Performance Curves

EVS 90 Series



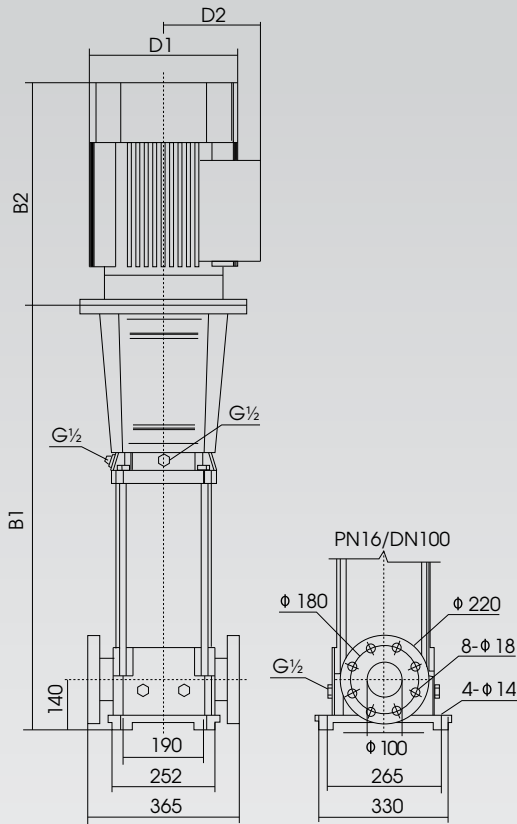


TYPE	DIMENSIONS (mm)					NET WEIGHT (kg)
	B1	B2	B1+B2	D1	D2	
EVS 32-2-2	634	325	959	191	140	74/78
EVS 32-2	634	355	989	212	163	81/85
EVS 32-3-2	724	395	1119	258	163	100/104
EVS 32-3	724	395	1119	258	163	100/104
EVS 32-4-2	794	395	1189	258	163	106/110
EVS 32-4	794	395	1189	258	163	106/110
EVS 32-5-2	894	498	1392	315	251	185/189
EVS 32-5	894	498	1392	315	251	185/189
EVS 32-6-2	964	498	1462	315	251	189/193
EVS 32-6	964	498	1462	315	251	189/193
EVS 32-7-2	1034	498	1532	315	251	203/207
EVS 32-7	1034	498	1532	315	251	203/207
EVS 32-8-2	1104	498	1602	315	251	207/211
EVS 32-8	1104	498	1602	315	251	207/211
EVS 32-9-2	1174	542	1716	315	251	228/232
EVS 32-9	1174	542	1716	315	251	228/232
EVS 32-10-2	1244	542	1786	315	251	232/236
EVS 32-10	1244	542	1786	315	251	232/236
EVS 32-11-2	1314	578	1892	355	267	278/282
EVS 32-11	1314	578	1892	355	267	278/282
EVS 32-12-2	1384	578	1962	355	267	281/286
EVS 32-12	1384	578	1962	355	267	281/286
EVS 32-13-2	1454	669	2123	397	299	361/365
EVS 32-13	1454	669	2123	397	299	361/365
EVS 32-14-2	1524	669	2193	397	299	364/369
EVS 32-14	1524	669	2193	397	299	364/369
EVS 32-15-2	1594	669	2263	397	299	368/373
EVS 32-15	1594	669	2263	397	299	368/373

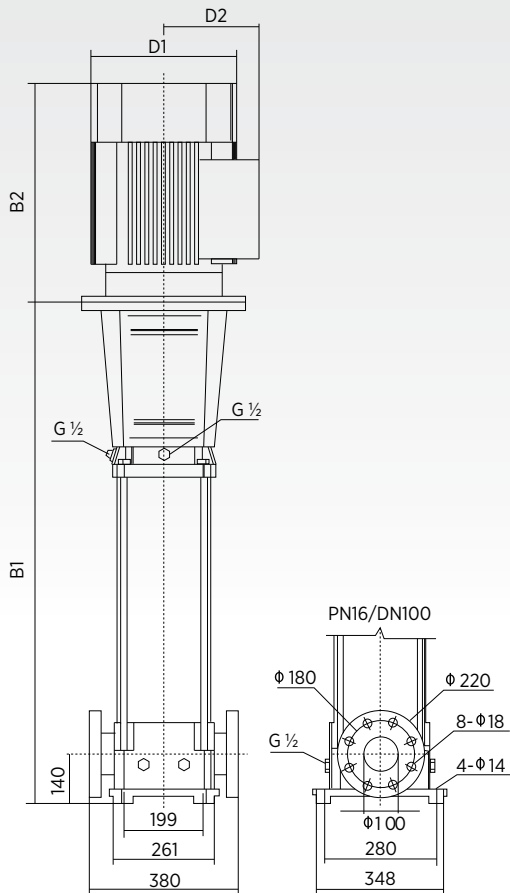


TYPE	DIMENSIONS (mm)					NET WEIGHT (kg)
	B1	B2	B1+B2	D1	D2	
EVS 45-2-2	716	395	1111	258	163	109/117
EVS 45-2	716	395	1111	258	163	113/121
EVS 45-3-2	826	498	1324	315	251	190/197
EVS 45-3	826	498	1324	315	251	190/197
EVS 45-4-2	906	498	1404	315	251	204/211
EVS 45-4	906	498	1404	315	251	204/211
EVS 45-5-2	986	542	1528	315	251	225/233
EVS 45-5	986	542	1528	315	251	225/233
EVS 45-6-2	1066	578	1644	355	267	272/279
EVS 45-6	1066	578	1644	355	267	272/279
EVS 45-7-2	1146	669	1815	397	299	351/359
EVS 45-7	1146	669	1815	397	299	354/361
EVS 45-8-2	1226	669	1895	397	299	351/359
EVS 45-8	1226	669	1895	397	299	354/361
EVS 45-9-2	1306	669	1975	397	299	380/388
EVS 45-9	1386	669	2055	397	299	358/366
EVS 45-10-2	1386	669	2055	397	299	385/392
EVS 45-10	1466	669	2135	446	299	385/392
EVS 45-11-2	1466	709	2175	446	322	450/457
EVS 45-11	1546	709	2255	446	322	450/457
EVS 45-12-2	1546	709	2255	446	322	454/462
EVS 45-12	1626	709	2335	446	322	454/462
EVS 45-13-2	1626	709	2335	446	322	458/465

EVS Series Dimensions and Weights



TYPE	DIMENSIONS (mm)					NET WEIGHT (kg)
	B1	B2	B1+B2	D1	D2	
EVS 64-2-2	685	390	1075	259	203	133/141
EVS 64-2-1	715	498	1213	314	251	197/204
EVS 64-2	715	498	1213	314	251	197/204
EVS 64-3-2	825	498	1323	314	251	197/204
EVS 64-3-1	825	498	1323	314	251	210/218
EVS 64-3	825	542	1367	314	251	228/235
EVS 64-4-2	905	542	1447	314	251	231/238
EVS 64-4-1	905	578	1483	355	267	274/282
EVS 64-4	905	578	1483	355	267	274/282
EVS 64-5-2	985	669	1653	397	299	354/361
EVS 64-5-1	985	669	1653	397	299	354/361
EVS 64-5	985	669	1653	397	299	354/361
EVS 64-6-2	1065	669	1734	397	299	358/366
EVS 64-6-1	1065	669	1734	397	299	380/388
EVS 64-6	1065	669	1734	397	299	380/388
EVS 64-7-2	1145	669	1814	397	299	386/394
EVS 64-7-1	1145	669	1814	397	299	386/394
EVS 64-7	1145	709	1864	446	322	445/453
EVS 64-8-2	1225	709	1934	446	322	450/457
EVS 64-8-1	1225	709	1934	446	322	450/457
EVS 64-8	1225	709	1934	446	322	450/457



TYPE	DIMENSIONS (mm)					NET WEIGHT (kg)
	B1	B2	B1+B2	D1	D2	
EVS 90-2-2	771	498	1269	314	251	196/204
EVS 90-2	771	498	1269	314	251	207/214
EVS 90-3-2	863	542	1405	314	251	227/235
EVS 90-3	863	578	1441	355	267	269/277
EVS 90-4,2	955	669	1624	397	299	341/349
EVS 90-4	955	669	1624	397	299	341/349
EVS 90-5-2	1047	669	1716	397	299	376/383
EVS 90-5	1047	669	1716	397	299	376/383
EVS 90-6-2	1139	709	1848	446	322	439/447
EVS 90-6	1139	709	1848	446	322	439/447



Dudullu Organize Sanayi Bölgesi 2. Cadde No: 14
34775 Ümraniye İstanbul / Turkey
Tel : +90 216 561 47 74 (Pbx) • Fax : +90 216 561 47 50
www.etna.com.tr/en • info@etna.com.tr



ETNA®